



COMP9444: Neural Networks and Deep Learning

Week 9b. Adversarial Training

Alan Blair

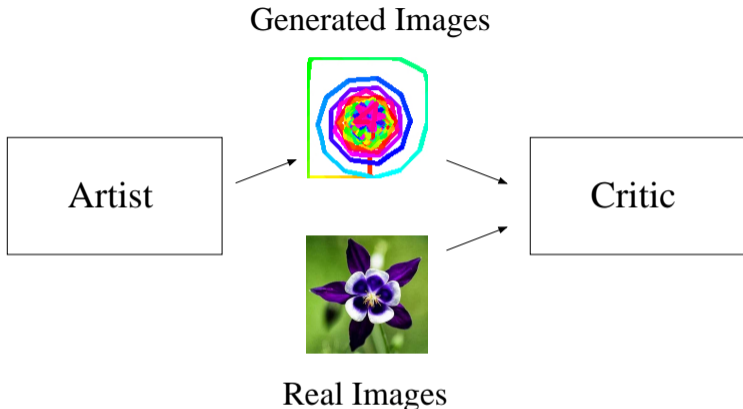
School of Computer Science and Engineering

November 8, 2023

Outline

- Artist-Critic Co-Evolution
- Co-Evolution Paradigms
- Blind Watchmaker (GP Artist, Human Critic)
- Evolutionary Art (GP Artist, GP or NN Critic)
- Generative Adversarial Networks (CNN Artist, CNN Critic)

Artist-Critic Co-Evolution



→ Artist is rewarded for fooling the Critic into thinking that the generated images are real.

→ Critic is rewarded for distinguishing real images from those generated by the Artist.

Artist-Critic Co-Evolution

“The creative act is not performed by the artist alone; the spectator brings the work in contact with the external world by deciphering and interpreting its inner qualifications and thus adds his contribution to the creative act.”

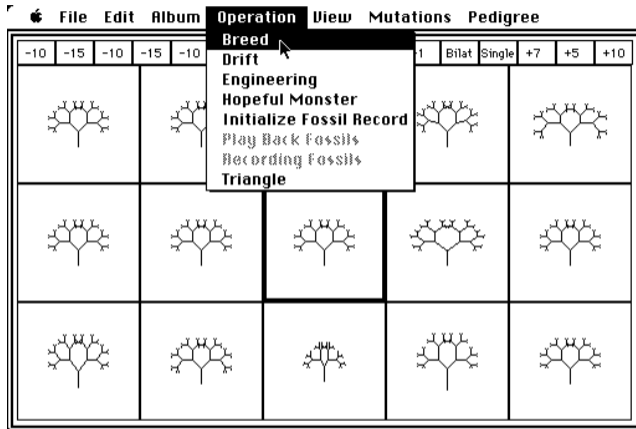
– Marcel Duchamp



Co-Evolution Paradigms

Artist	Critic	Method	Reference
Biomorph GP CPPN CA	Human Human Human Human	Blind Watchmaker Interactive Evolution PicBreeder EvoEco	(Dawkins, 1986) (Sims, 1991) (Secretan, 2011) (Kowaliw, 2012)
GP GP Agents GP	SOM NN NN NN	Artificial Creativity Computational Aesthetics Evolutionary Art Aesthetic Learning	(Saunders, 2001) (Machado, 2008) (Greenfield, 2009) (Li & Hu, 2010)
HERCL HERCL	HERCL DCNN	Co-Evolving Line Drawings HERCL Function/CNN	(Vickers, 2017) (Soderlund, 2018)
DCNN DCNN	DCNN DCNN	Generative Adversarial Nets Plug & Play Generative Nets	(Goodfellow, 2014) (Nguyen, 2016)

Blind Watchmaker (Dawkins, 1986)



- the Human is presented with 15 images
- the chosen image(s) are used to breed the next generation

Blind Watchmaker Biomorphs



Swallowtail



Man in hat



Lunar lander



Precision balance



Caddis



Scorpion



Cat's cradle



Tree frog



Spitfire



Crossed sabres



Bee-flower



Shelled cephalopod



Insect



Fox



Lamp



Jumping Spider



Bat

Interactive Evolution (Sims, 1991)



- Artist = Genetic Program (GP)
 - used as function to compute R,G,B values for each pixel x, y
- Critic = Human

PicBreeder Examples

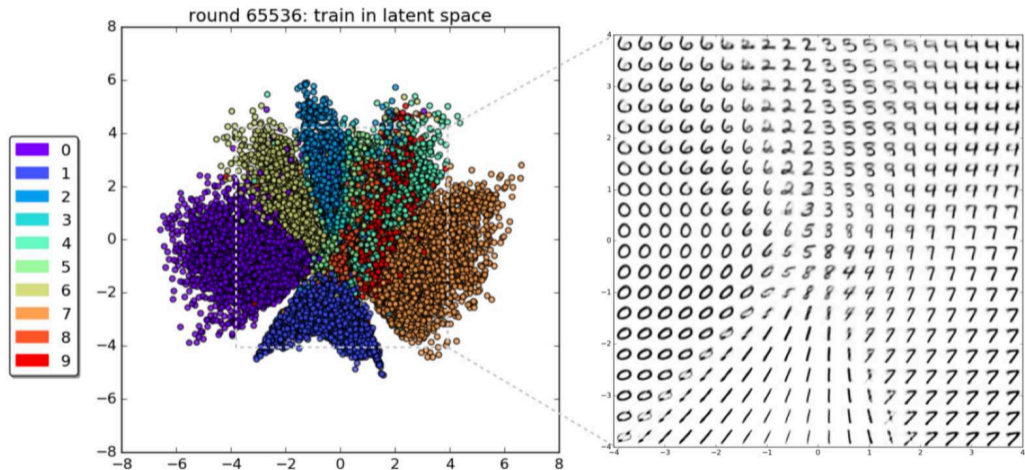


PicBreeder (Secretan, 2011)



- Artist = Convolutional Pattern Producing Neural Network (CPPN)
- Interactive Web site (picbreeder.org) where you can choose existing individual and use it for further breeding
- Interactive Evolution is cool, but it may require a lot of work from the Human – Can the Human be replaced by an automated Critic?

Variational Autoencoder Digits



Variational Autoencoder Faces



Generative Adversarial Networks

Generator (Artist) G_θ and Discriminator (Critic) D_ψ are both Deep Convolutional Neural Networks.

Generator $G_\theta : z \mapsto x$, with parameters θ , generates an image x from latent variables z (sampled from a standard Normal distribution).

Discriminator $D_\psi : x \mapsto D_\psi(x) \in (0, 1)$, with parameters ψ , takes an image x and estimates the probability of the image being real.

Generator and Discriminator play a 2-player zero-sum game to compute:

$$\min_{\theta} \max_{\psi} \left(\mathbf{E}_{x \sim p_{\text{data}}} [\log D_\psi(x)] + \mathbf{E}_{z \sim p_{\text{model}}} [\log(1 - D_\psi(G_\theta(z)))] \right)$$

Discriminator tries to maximize the bracketed expression,
Generator tries to minimize it.

Generative Adversarial Networks

Alternate between:

Gradient ascent on Discriminator:

$$\max_{\psi} \left(\mathbf{E}_{x \sim p_{\text{data}}} [\log D_{\psi}(x)] + \mathbf{E}_{z \sim p_{\text{model}}} [\log(1 - D_{\psi}(G_{\theta}(z)))] \right)$$

Gradient descent on Generator, using:

$$\min_{\theta} \mathbf{E}_{z \sim p_{\text{model}}} [\log(1 - D_{\psi}(G_{\theta}(z)))]$$

Generative Adversarial Networks

Alternate between:

Gradient ascent on Discriminator:

$$\max_{\psi} \left(\mathbf{E}_{x \sim p_{\text{data}}} [\log D_{\psi}(x)] + \mathbf{E}_{z \sim p_{\text{model}}} [\log(1 - D_{\psi}(G_{\theta}(z)))] \right)$$

Gradient descent on Generator, using:

~~$$\min_{\theta} \mathbf{E}_{z \sim p_{\text{model}}} [\log(1 - D_{\psi}(G_{\theta}(z)))]$$~~

This formula puts too much emphasis on images that are correctly classified.
Better to do gradient ascent on Generator, using:

$$\max_{\theta} \mathbf{E}_{z \sim p_{\text{model}}} [\log(D_{\psi}(G_{\theta}(z)))]$$

This puts more emphasis on the images that are wrongly classified.

Generative Adversarial Networks

GAN properties:

- one network aims to produce the full range of images x , with different values for the latent variables z
- differentials are backpropagated through the Discriminator network and into the Generator network
- compared to previous approaches, the images produced are much more realistic!

Generative Adversarial Networks

repeat:

for k steps do

sample minibatch of m latent samples $\{z^{(1)}, \dots, z^{(m)}\}$ from $p(z)$

sample minibatch of m training items $\{x^{(1)}, \dots, x^{(m)}\}$

update Discriminator by gradient ascent on ψ :

$$\nabla_{\psi} \frac{1}{m} \sum_{i=1}^m [\log D_{\psi}(x^{(i)}) + \log(1 - D_{\psi}(G_{\theta}(z^{(i)})))]$$

end for

sample minibatch of m latent samples $\{z^{(1)}, \dots, z^{(m)}\}$ from $p(z)$

update Generator by gradient ascent on θ :

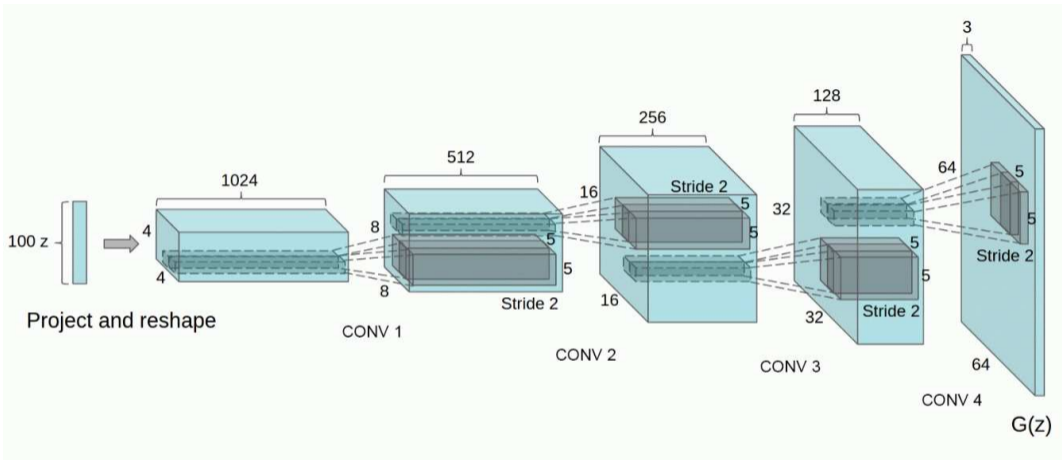
$$\nabla_{\theta} \frac{1}{m} \sum_{i=1}^m \log(D_{\psi}(G_{\theta}(z^{(i)})))$$

end repeat

GAN Convolutional Architectures

- normalize images to between -1 and $+1$
- replace pooling layers with:
 - strided convolutions (Discriminator)
 - fractional-strided convolutions (Generator)
- use BatchNorm in both Generator and Discriminator
- remove fully connected hidden layers for deeper architectures
- use tanh at output layer of Generator, ReLU activation in all other layers
- use LeakyReLU activation for all layers of Discriminator

Generator Architecture



Unsupervised Representation Learning with Deep Convolutional Generative Adversarial Networks (Radford et al., 2016)



GAN Generated Bedrooms



GAN Generated Faces



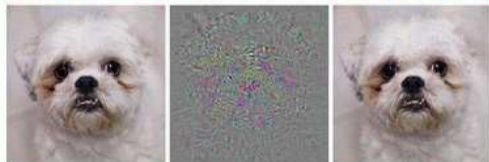


Adversarial Training



correct

+distort

ostrich



correct

+distort

ostrich

Image Vector Arithmetic

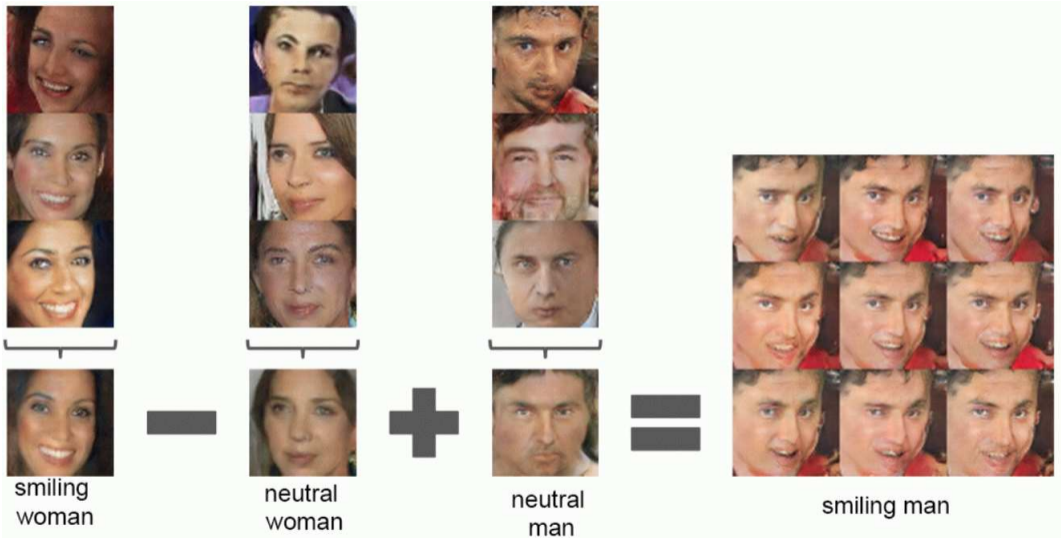



Image Vector Arithmetic




Oscillation and Mode Collapse

- Due to the coevolutionary dynamics, GANs can sometimes oscillate or get stuck in a mediocre stable state.
 - *oscillation*: GAN trains for a long time, generating a variety of images, but quality fails to improve.
 - *mode collapse*: Generator produces only a small subset of the desired range of images, or converges to a single image (with minor variations).
- Methods for avoiding mode collapse:
 - Conditioning Augmentation
 - Minibatch Features (Fitness Sharing)
 - Unrolled GANs

The GAN Zoo

- Context-Encoder for Image Inpainting
- Texture Synthesis with Patch-based GAN
- Conditional GAN
- Text-to-Image Synthesis
- StackGAN
- Patch-based Discriminator
- S^2 -GAN
- Style-GAN
- Plug-and-Play Generative Networks

Adversarial Evolution and Deep Learning



<https://pickartso.com>

References

<http://dl.ee.cuhk.edu.hk/slides/gan.pdf>

cs231n.stanford.edu/slides/2017/cs231n_2017_lecture13.pdf

<http://www.iangoodfellow.com/slides/2016-12-04-NIPS.pdf>

<https://arxiv.org/abs/1612.00005>